







-	-	-	-	-	-	-	Progr. 24  Responsabile Unico del Procedimento Ing. E. Scarlatti	<b>Skymetro</b> PROLUNGAMENTO DELLA LINEA METROPOLITANA IN VAL BISAGNO PROGETTO DI FATTIBILITA' TECNICA ED ECONOMICA (D.lgs. n. 36 / 2023)								
-	-	-	-	-	-	-		Raggruppamento temporaneo di progettisti Mandataria: <b>SYSTRA</b> SOTECNI  Mandanti: <b>SYSTRA</b>    <b>LAND</b>	<b>TRACCIATO</b> SEZIONI DI LINEA -							
A	10/10/2023	Emissione	L. Galloppa	L. Galloppa	D. Canestrelli				Scala: 1:200 Data: 10/10/2023	Commissa	Fase	Lotto	Disciplina	WBS	Tipo	Numero
Rev.	Data	Descrizione	Redatto	Verificato	Approvato	Autorizzato		MGE1	PR	LV	TRC	COM	K	001	00	A





























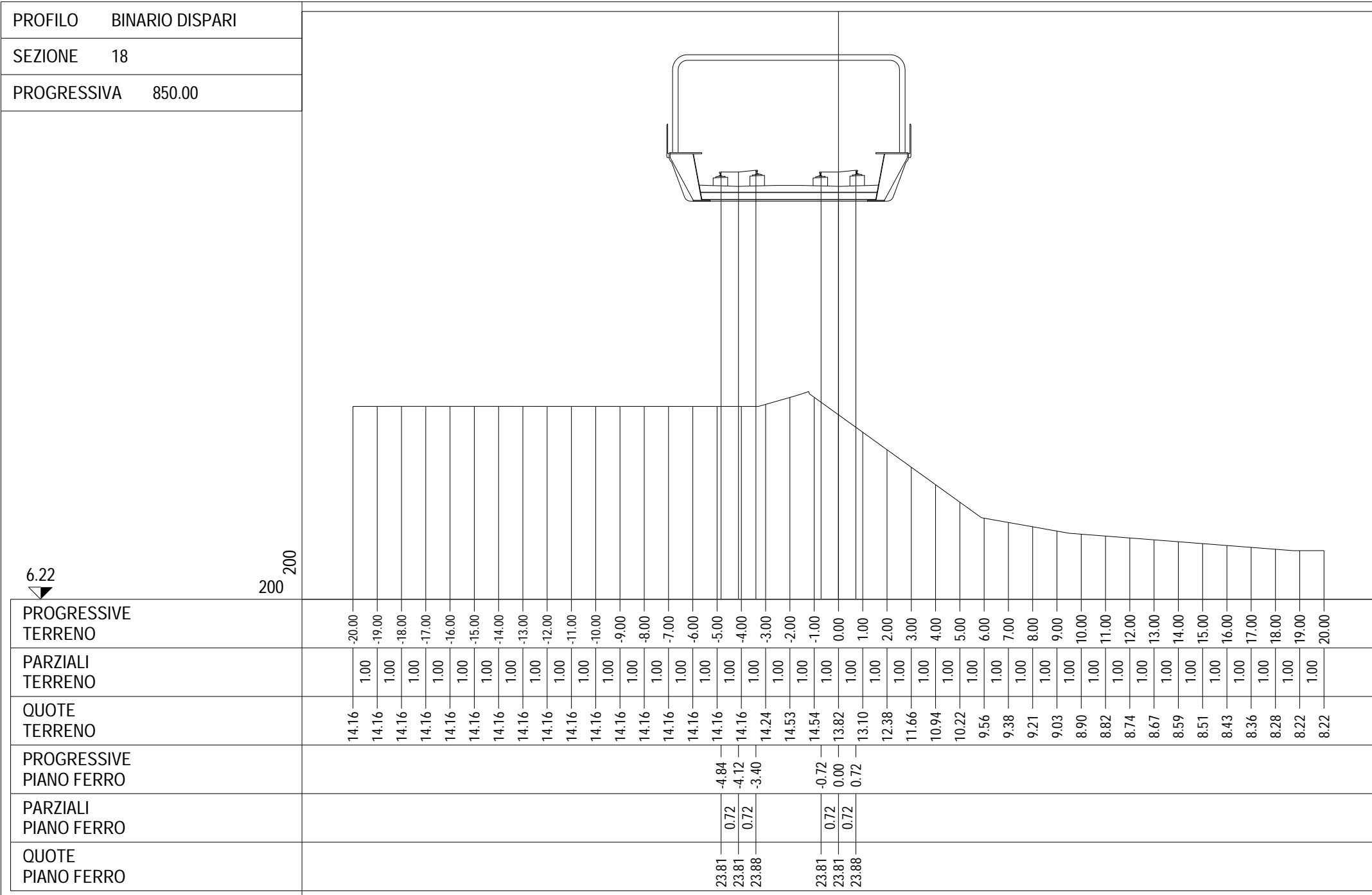




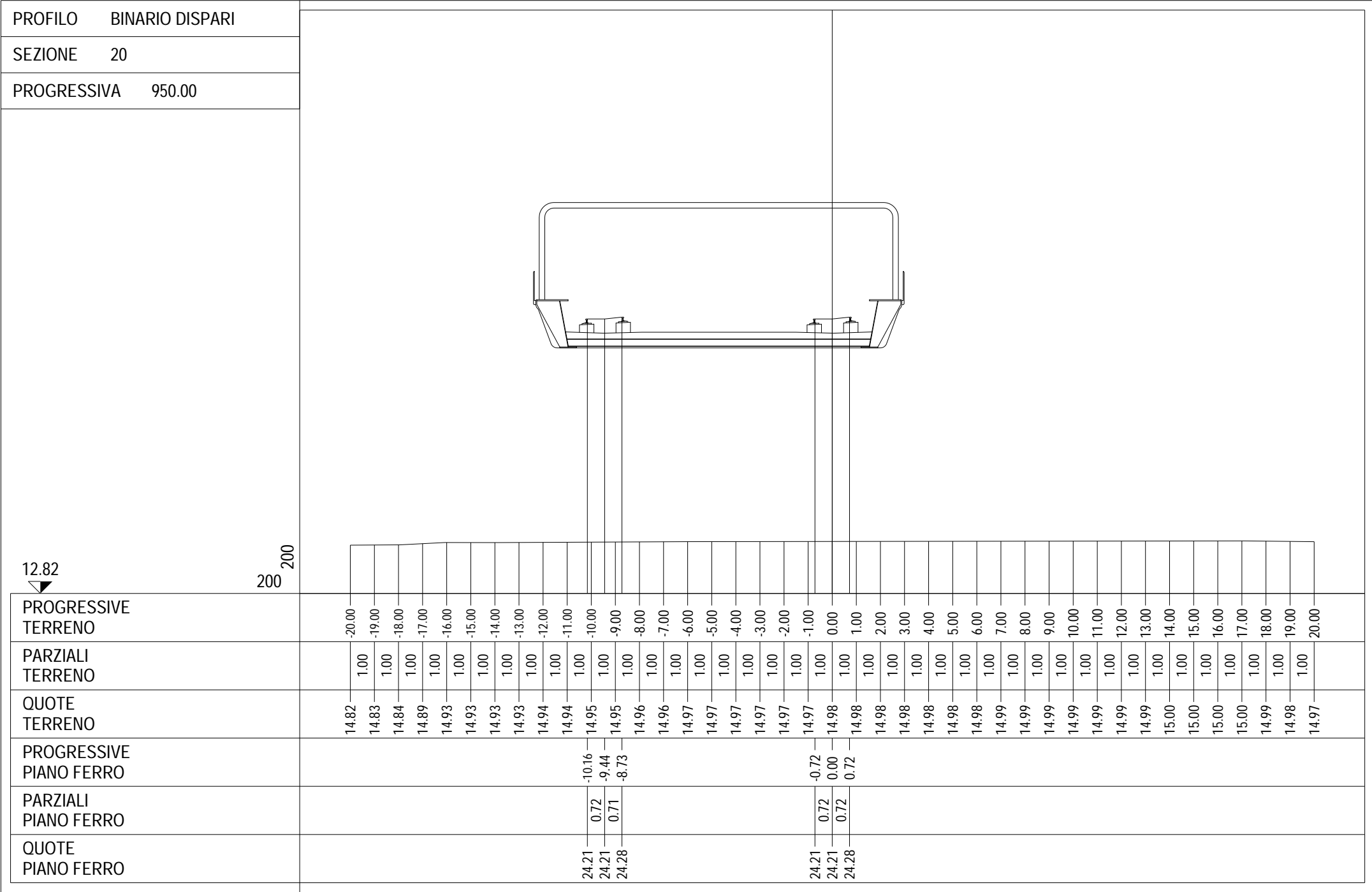


















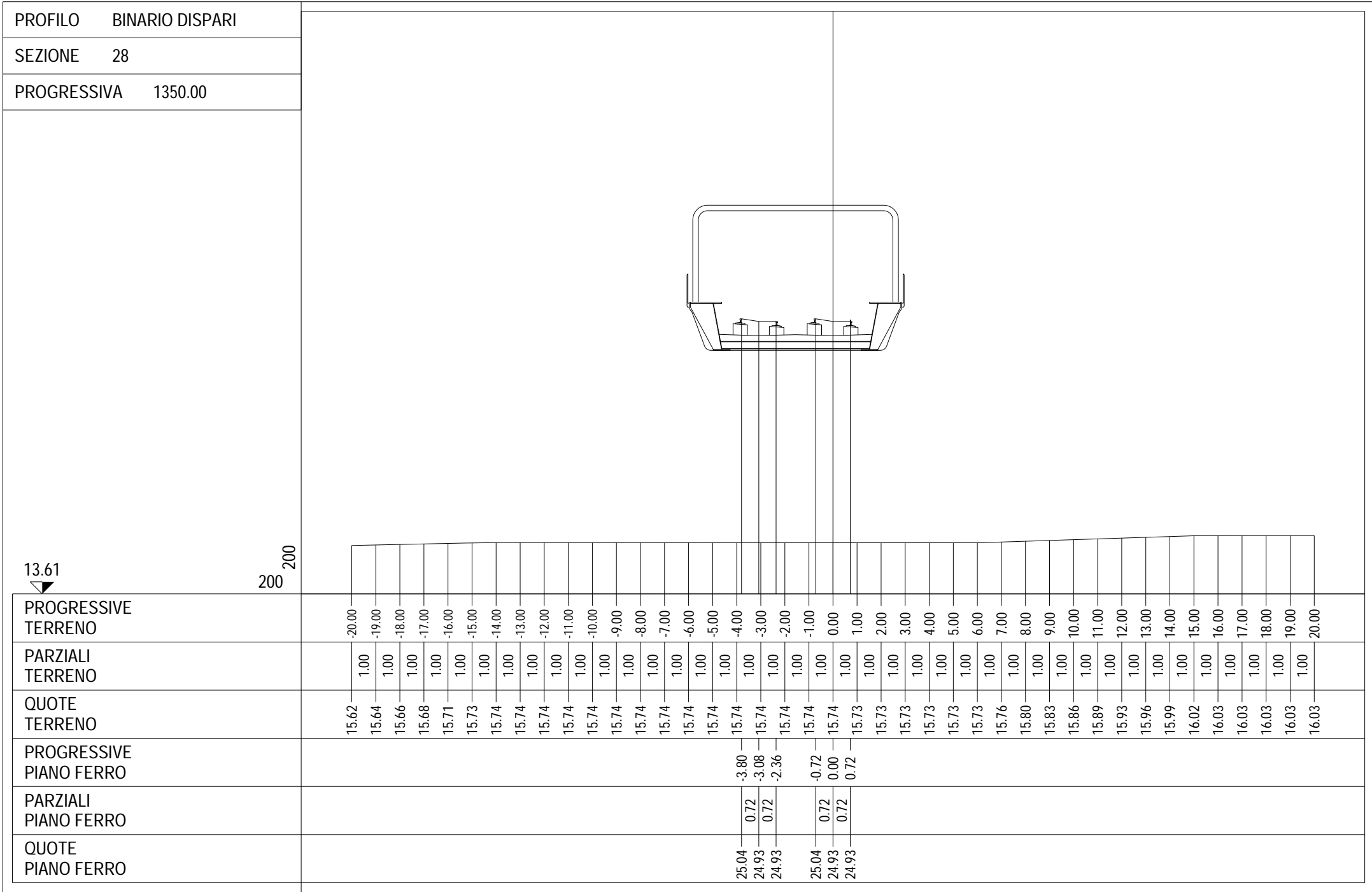






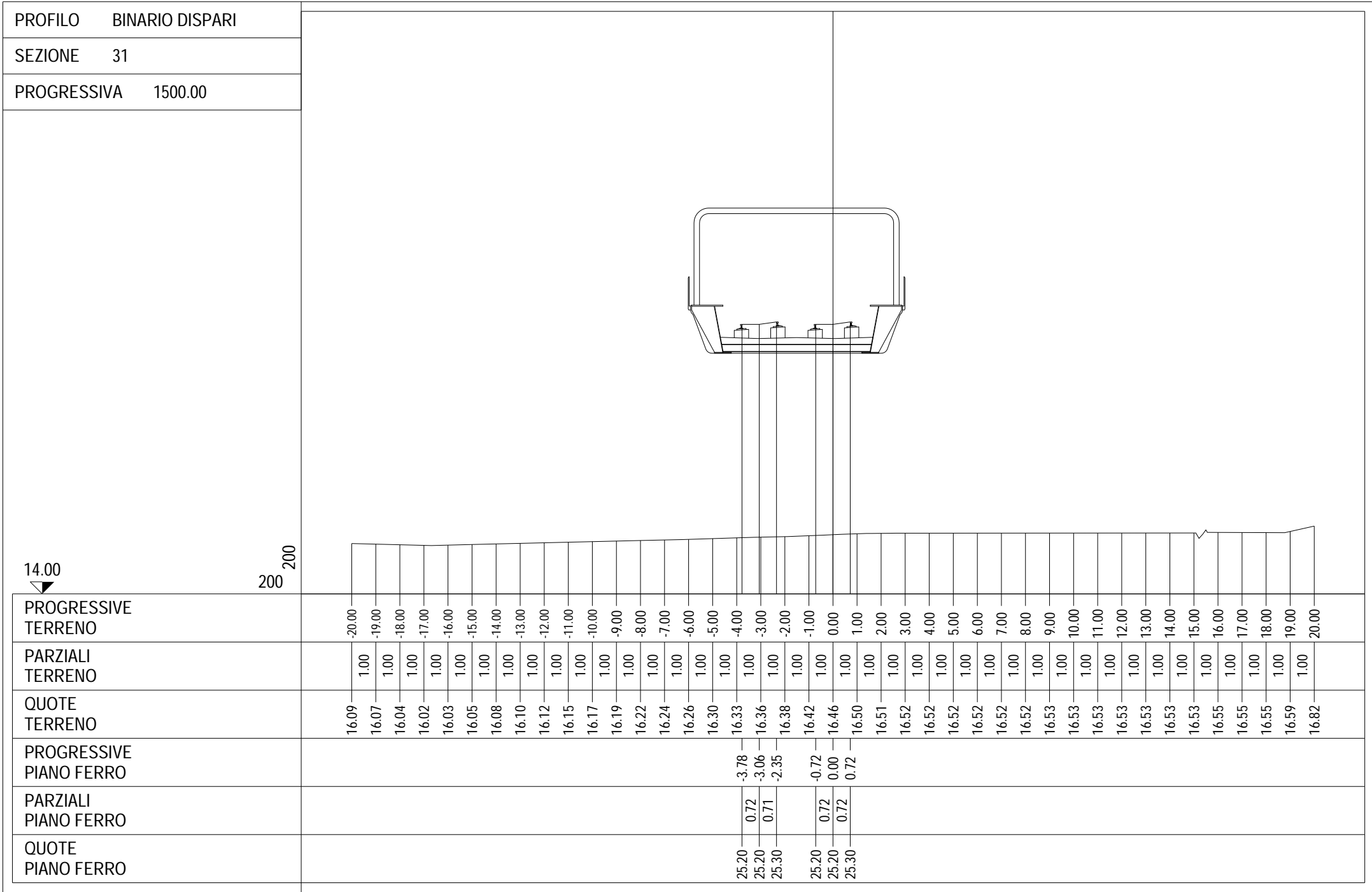


































































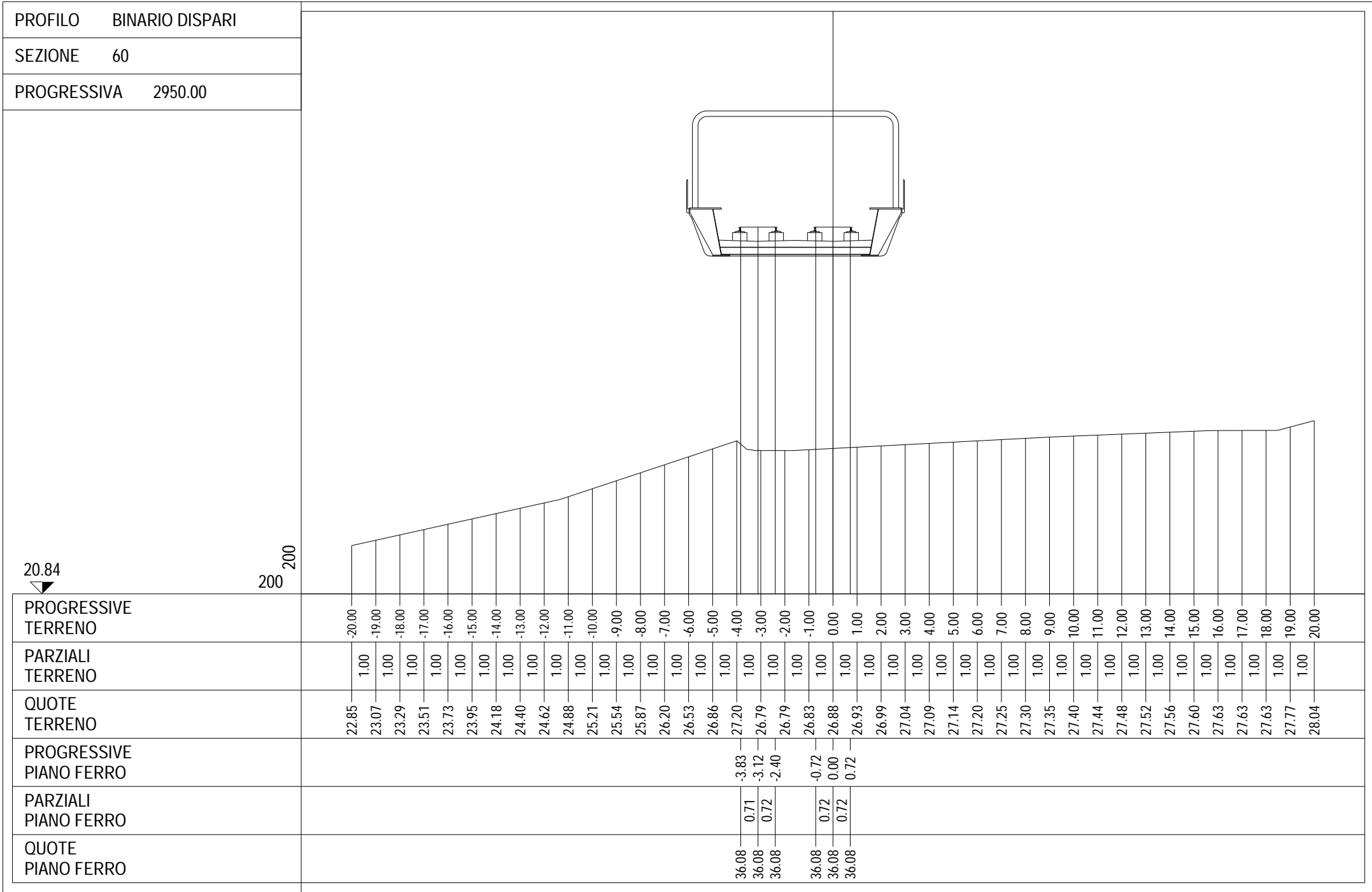


























































PROFILO BINARIO DISPARI

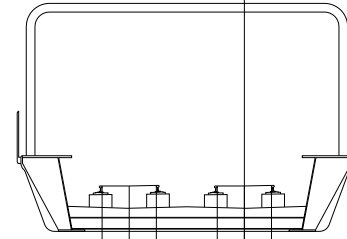
SEZIONE 81

PROGRESSIVA 4000.00

28.96



200  
200



PROGRESSIVE TERRENO	-20.00	-19.00	-18.00	-17.00	-16.00	-15.00	-14.00	-13.00	-12.00	-11.00	-10.00	-9.00	-8.00	-7.00	-6.00	-5.00	-4.00	-3.00	-2.00	-1.00	0.00	1.00	2.00	3.00	4.00	5.00	6.00	7.00	8.00	9.00	10.00	11.00	12.00	13.00	14.00	15.00	16.00							
PARZIALI TERRENO	1.00	1.00	1.00	1.00	1.00	1.00	1.00	1.00	1.00	1.00	1.00	1.00	1.00	1.00	1.00	1.00	1.00	1.00	1.00	1.00	1.00	1.00	1.00	1.00	1.00	1.00	1.00	1.00	1.00	1.00	1.00	1.00	1.00	1.00	1.00	1.00	1.00	1.00						
QUOTE TERRENO	30.97	31.12	31.26	31.41	31.56	31.71	31.86	32.01	32.16	32.31	32.46	32.60	32.75	32.90	33.05	33.20	33.35	33.50	33.65	33.80	33.95	34.10	34.25	34.40	34.55	34.70	34.85	35.00	35.15	35.30	35.45	35.60	35.75	35.90	36.05	36.20	36.35	36.50	36.65	36.80	36.95			
PROGRESSIVE PIANO FERRO																	-3.76	-3.05	-2.33	-1.62	-0.91	-0.20	0.51	1.22	1.93	2.64	3.35	4.06	4.77	5.48	6.19	6.90	7.61	8.32	9.03	9.74	10.45	11.16	11.87	12.58				
PARZIALI PIANO FERRO																	0.71	0.72	0.73	0.74	0.75	0.76	0.77	0.78	0.79	0.80	0.81	0.82	0.83	0.84	0.85	0.86	0.87	0.88	0.89	0.90	0.91	0.92	0.93	0.94	0.95			
QUOTE PIANO FERRO																	46.09	46.09	46.11	46.11	46.12	46.13	46.14	46.15	46.16	46.17	46.18	46.19	46.20	46.21	46.22	46.23	46.24	46.25	46.26	46.27	46.28	46.29	46.30	46.31	46.32	46.33	46.34	46.35





















































