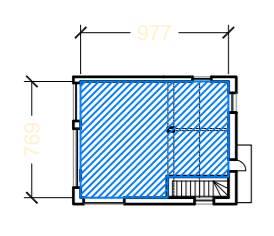
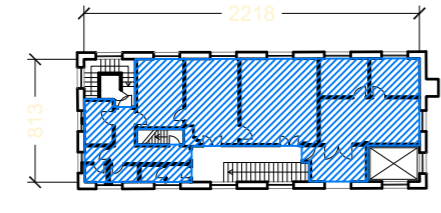
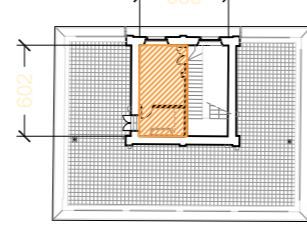
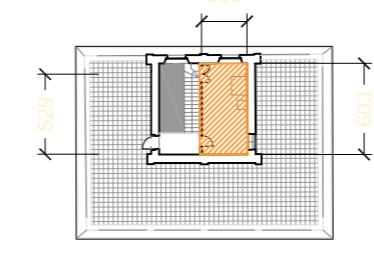
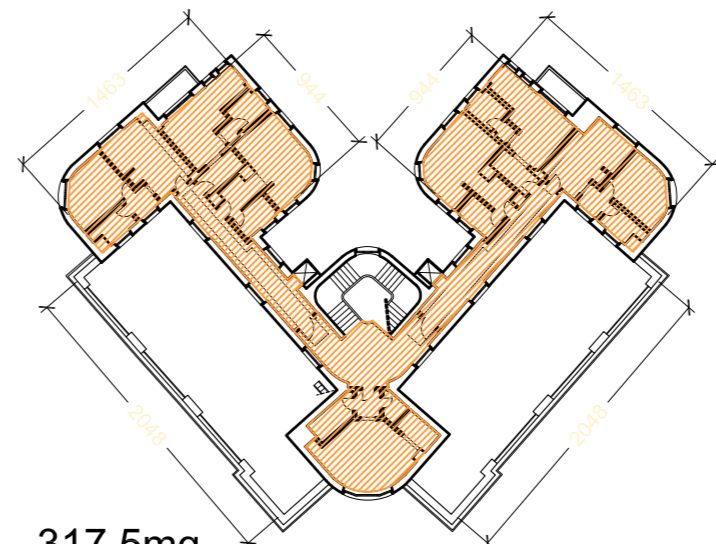
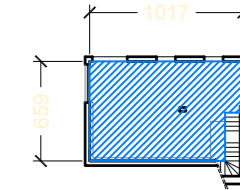
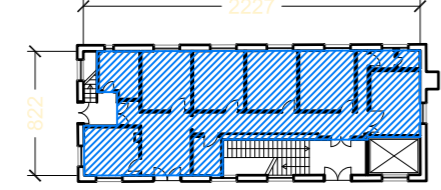
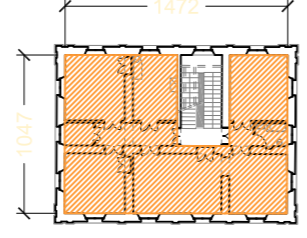
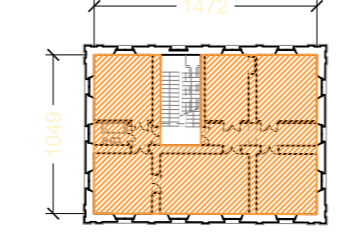
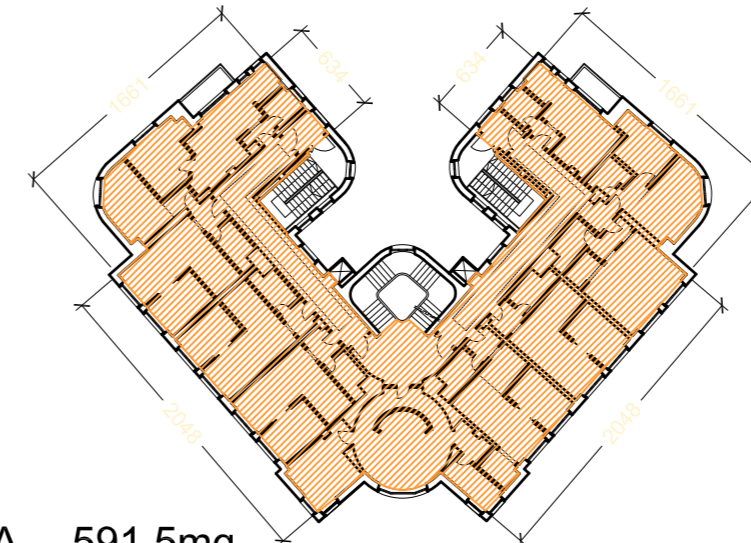
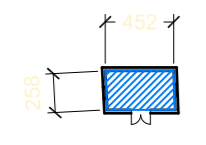
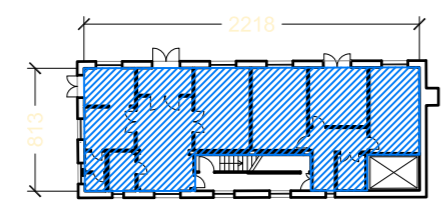
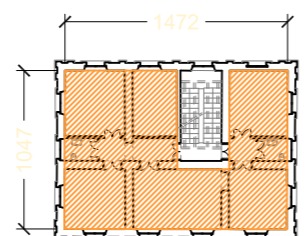
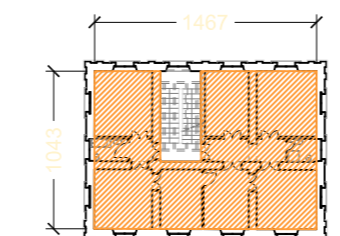
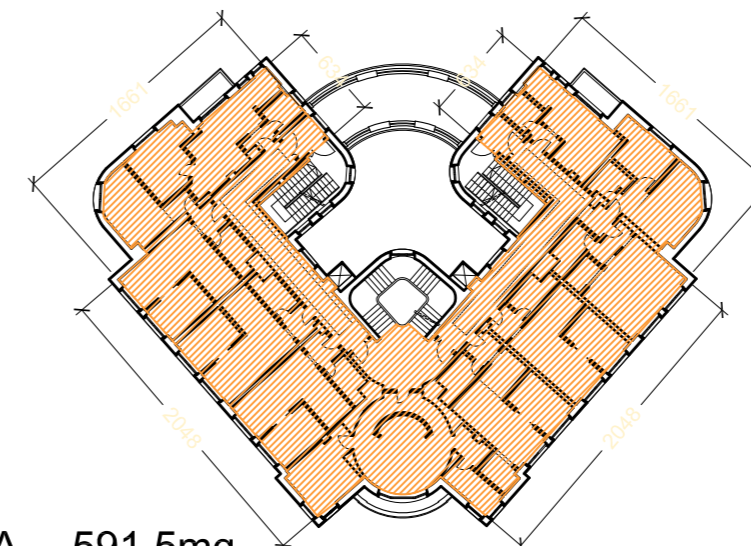
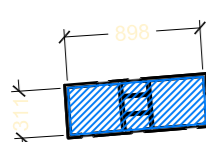
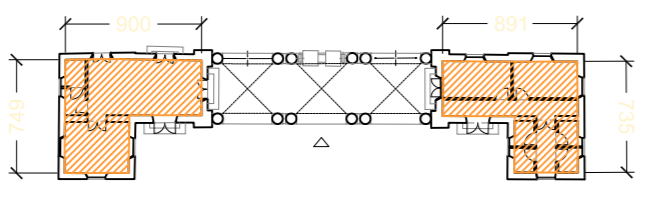
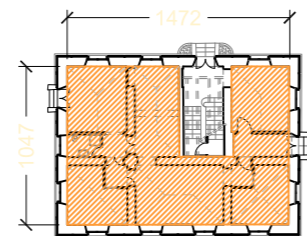
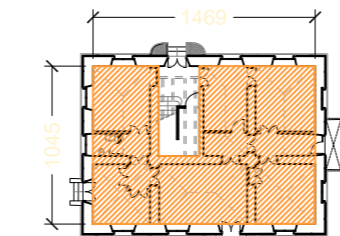
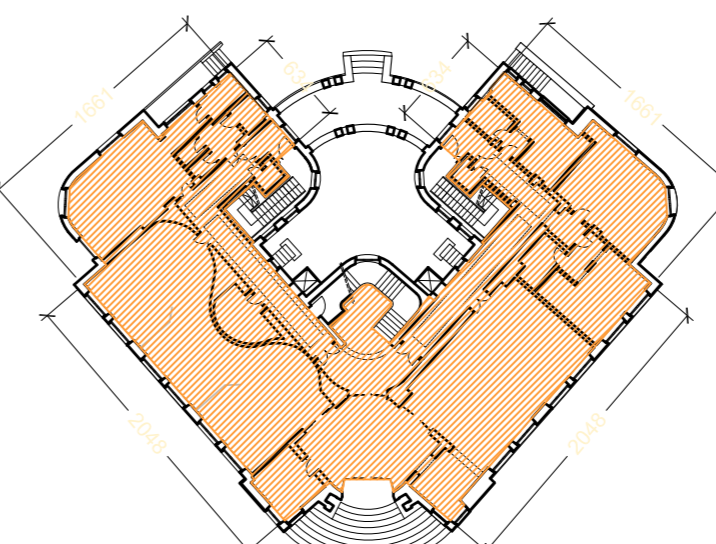
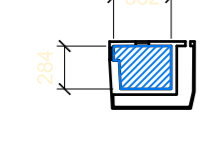
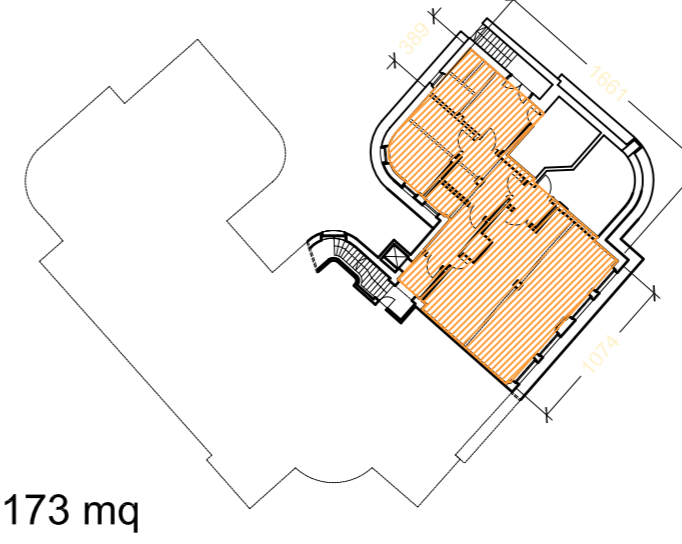


<p>EX INCENERITORE</p>  <p>S.A. 69mq Pianta Piano Terra, Liv. +46.32m</p>	<p>EX MEDICINA LEGALE</p>  <p>S.A. 154mq Pianta Piano Primo, liv. +56.99m</p>	<p>PALAZZINA EX CAUP</p>  <p>S.A. 19,0mq Pianta Piano Terzo, liv. +64.60m</p>	<p>PALAZZINA EX SERT</p>  <p>S.A. 19,0mq Pianta Piano Terzo, liv. +64.60m</p>	<p>EX CASA DELLE INFERMIERE</p>  <p>S.A. 317,5mq Pianta Piano Quarto, liv. +68.41m</p>
 <p>S.A. 63mq Pianta Piano Seminterrato, Liv. +42.48m</p>	 <p>S.A. 145mq Pianta Piano Terra, liv. +53.41m</p>	 <p>S.A. 133,0mq Pianta Piano Secondo, liv. +61.30m</p>	 <p>S.A. 137,0mq Pianta Piano Secondo, liv. +61.30m</p>	 <p>S.A. 591,5mq Pianta Piano Terzo, liv. +67.30m</p>
<p>EDIFICI EX PESA</p>  <p>S.A. 12mq Pianta Piano Terra, liv. +53.32m</p>	 <p>S.A. 141mq Pianta Piano Seminterrato, liv. +46.27m</p>	 <p>S.A. 132,0mq Pianta Piano Primo, liv. +57.10m</p>	 <p>S.A. 136,0mq Pianta Piano Primo, liv. +57.10m</p>	 <p>S.A. 591,5mq Pianta Piano Primo, liv. +58.90m</p>
<p>EDIFICI MINORI EX MEDICINA LEGALE</p>  <p>S.A. 28,0mq Pianta Piano Terra, liv. +53.41m</p>	<p>EX PORTINERIA</p>  <p>S.A. 97,3mq Pianta Piano Terra, liv. +51.40m</p>	 <p>S.A. 132,0mq Pianta Piano Terra, liv. +52.30m</p>	 <p>S.A. 136,0mq Pianta Piano Terra, liv. +52.30m</p>	 <p>S.A. 599,0mq Pianta Piano Terra, liv. +54.52m</p>
 <p>S.A. 10,0mq Pianta Piano Terra, liv. +46.27m</p>				 <p>S.A. 173 mq Pianta Piano Seminterrato, liv. +50.15m</p>

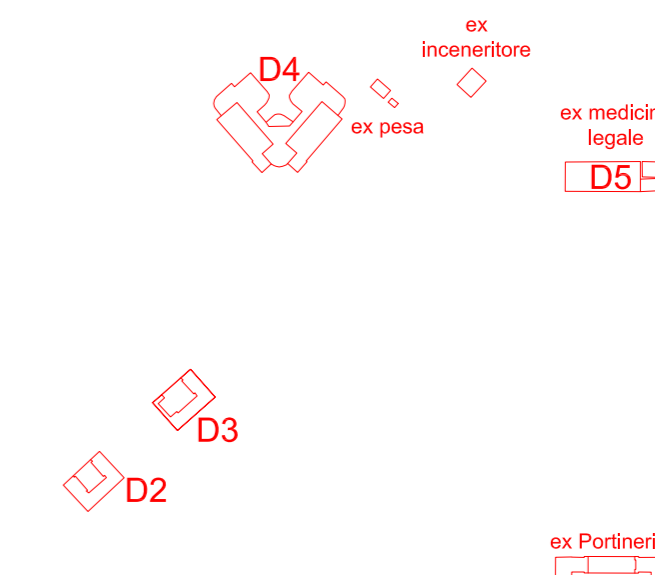
Note generali:

- Tutte le misure sono espresse in centimetri.
- Tutte le quote altimetriche sono espresse in metri e sono riferite al livello del medio mare.
- Il presente elaborato è stato redatto sulla base dei rilievi effettuati da Stegeo professionisti associati, via S. Lorenzo 12 - 16123 Genova.

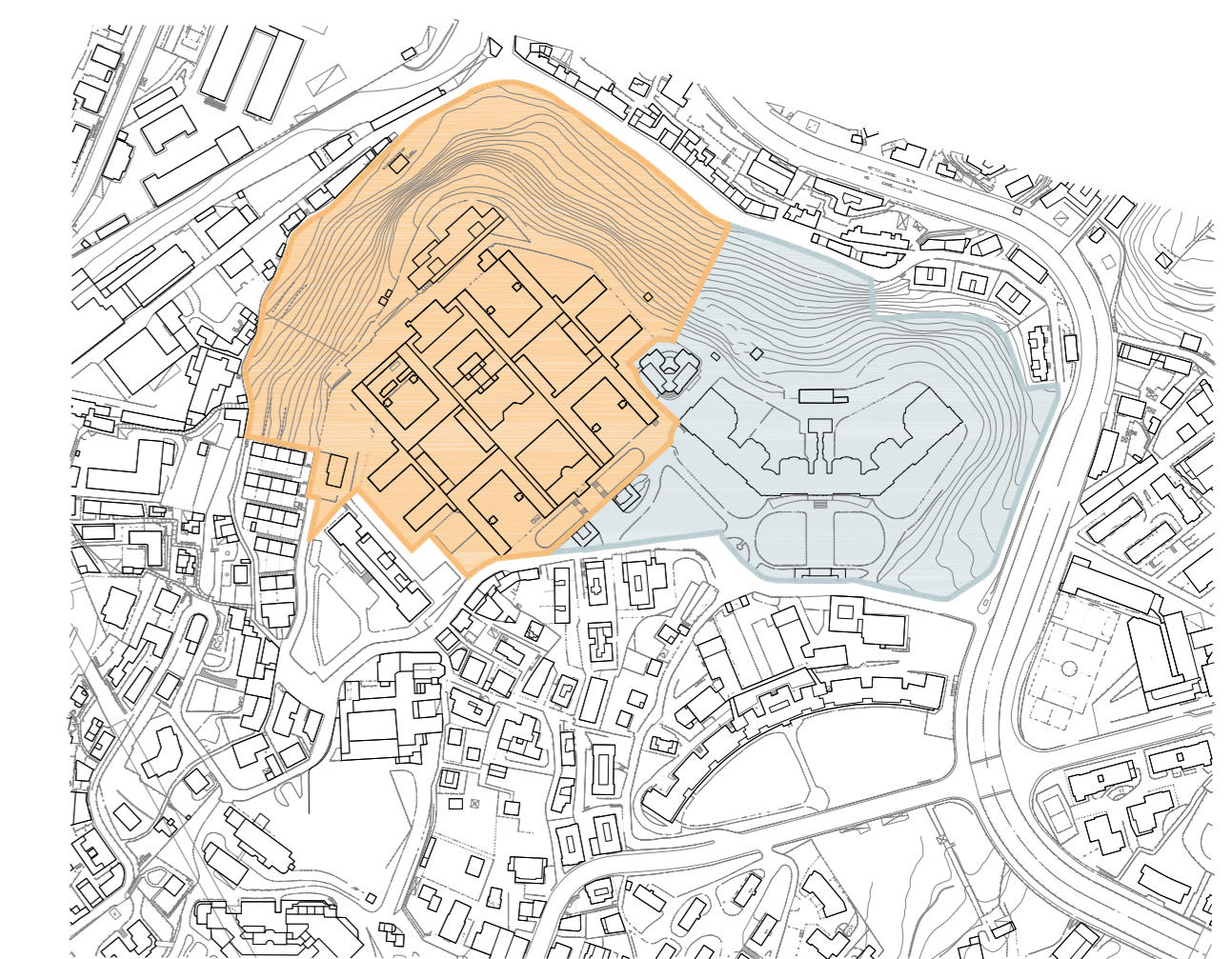
 S.A. TOTALE ESISTENTE

 S.A. TOTALE DA DEMOLIRE

S.A. TOTALE DA DEMOLIRE EDIFICI DI SERVIZIO	622 mq
S.A. TOTALE ESISTENTE EX PORTINERIA	97 mq
S.A. TOTALE ESISTENTE PALAZZINA EX CAUP	416 mq
S.A. TOTALE ESISTENTE PALAZZINA EX SERT	428 mq
S.A. TOTALE ESISTENTE EX CASA DELLE INFERMIERE	2864 mq



KEY PLAN/SECTION



P&M PLANNING & MANAGEMENT S.r.l.
Via Corica, 215 - 16128 Genova
Tel. 010 568146 Fax 010 564622
e-mail info@pmmggenova.it

atelier di architettura
Atelier di architettura
Via Guale, 2 - 16156 Genova
Tel. 010 5121691 Fax 010 5103550
e-mail info@atelierdiarchitettura.eu

OBR Open Building Research S.r.l.
Via Cavour, 4 - 20121 Milano
Tel. 02 84262020 Fax 02 84262520
e-mail info@obr.eu

STUDIO TECNICO CECCHINI
Ingegneria e Architettura
Via S. Pietro, 10 - 16128 Genova
Tel. 010 568146 Fax 010 564622
e-mail info@steccechini.it

STUDIO DI GEOLOGIA
Dott.ssa ELISABETTA BARBORO
Geologa Consulente ambientale
Via Cavour 310 16154 Genova
Tel. 010 568146 Fax 010 564622
e-mail elbarboro@stgeo.it

PN STUDIO
PROGETTO NATURA
Via Cadolini 32, scala C - 20137 Milano
Tel. 02 26556175 Fax 02 70953694
e-mail info@pnstudio.net

cdp Immobiliare
cdp Immobiliare s.r.l. - Via Versilia, 2 - 00187 Roma

COMMESSA

Comune di Genova
Ex Ospedale Psichiatrico di Quarto
via G. Maggio
PIANO URBANISTICO OPERATIVO

TITOLO
S.A. ESISTENTE - ALTRI EDIFICI
STATO DI FATTO

DISIGN/DESIGN	CONTR./CHECKED	APPROV./APPROVED	SIGLA/INITIALS	DATA/DATE	SCALA/SCALE	FOR./SEZ.	DOCUMENTO N./DOCUMENT N.	REV.
ANDREA CASETTO	ANDREA CASETTO	PAOLO BRESCIA		REV. B Dic. 2016	1:500	A1+	E601D0AR006C	
				REV. C Gen. 2017				